

Main Provider Performance June 2023

The following slides present performance against key strategic, NHS constitution, quality and safety indicators for the main providers the Sefton Place commission from.

Time periods vary for the indicators presented, and are indicated in the tables.

Luke Garner, Head of Business Intelligence, Strategic Planning, & Performance (Sefton)



Sefton Place – North Sefton



Cheshire and Merseyside







| Key Performance Area | Time Period | Performance | C&M | National | Target | Trend |
|--|--------------|-------------|-----------------|----------|--|---------------------|
| A&E 4 hour Waits, All Types (Southport & Ormskirk) | Jun-23 | 77.44% | 74.46% | 73.34% | 76% | |
| Cancer 2 Week Waits (Southport & Ormskirk) | Jun-23 | 94.17% | 86.26% | 80.52% | 93% | |
| Cancer 62 Day - Screening (Southport & Ormskirk) | Jun-23 | No patients | 55.29% | 62.23% | 90% | |
| Cancer 31 Day 1st Treatment (Southport & Ormskirk) | Jun-23 | 86.11% | 94.52% | 91.07% | 96% | |
| RTT -18 Weeks Incomplete (Southport & Ormskirk) snapshot | Jun-23 | 59.86% | 56.61% | 59.19% | 92% | |
| C.Difficile (Southport & Ormskirk) cumulative YTD | Jun-23 | 6 | - | - | 2023-24 Target <=/=39 | |
| MRSA (Southport & Ormskirk) cumulative YTD | Jun-23 | 1 | - | - | zero tolerance | |
| Stroke (80% of Pts spending 90% of time on Stroke Unit, Southport & Ormskirk) | May-23 | 73.91% | - | - | 80% | <--- latest data |
| % TIA assessed and treated within 24 hours (Southport & Ormskirk) | May-23 | 58.33% | - | - | 60% | <--- latest data |
| Ambulance Category 1 Mean 7 minute response time (NS Place Level) | Jun-23 | 00:09:03 | 00:08:20 (NWAS) | 00:08:41 | <=7 Minutes | |
| Ambulance Category 1 90th Percentile 15 minute response time (NS Place Level) | Jun-23 | 00:16:41 | 00:14:21 (NWAS) | 00:15:27 | <=15 Minutes | |
| Ambulance Category 2 Mean 18 minute response time (NS Place Level) | Jun-23 | 00:32:51 | 00:32:56 (NWAS) | 00:36:49 | <=30 Minutes | |
| Ambulance Category 2 90th Percentile 40 minute response time (NS Place Level) | Jun-23 | 01:10:12 | 01:06:21 (NWAS) | 01:18:53 | <=40 Minutes | |
| Ambulance Category 3 90th Percentile 120 minute response time (CCG Level) | Jun-23 | 05:00:59 | 05:46:14 (NWAS) | 05:03:18 | <=120 Minutes | |
| Ambulance Category 4 90th Percentile 180 minute response time (NS Place Level) | Jun-23 | 14:44:45 | 08:44:39 (NWAS) | 06:39:53 | <=180 Minutes | |
| Mental Health: Care Programme Approach (Quarterly) E.B.S.3 (NS Place Level) | Qtr 2 Sep-22 | 85.7% | - | - | 80% | <--- Q2 latest data |
| Mental Health: IAPT 16.8% Access (NS Place Level) | Jun-23 | 0.74% | - | - | 1.59% per month Qtr 1-3 1.83% per month Qtr 4 | |
| Mental Health: IAPT 50% Recovery (NS Place Level) | Jun-23 | 58.9% | - | - | 50% | |
| Mental Health: IAPT waiting <6 weeks (NS Place) | Jun-23 | 86.0% | - | - | 75% | |
| Mental Health: IAPT waiting <18 weeks (NS Place) | Jun-23 | 100.0% | - | - | 90% | |

Southport & Ormskirk Hospital NHS Trust

Friends & Family



Cheshire and Merseyside

| Measure | Time Period | Southport & Ormskirk | C&M | National (Target) | Trend |
|---------------------------|-------------|----------------------|-------|-------------------|---|
| Inpatient – Response Rate | Jun-23 | 39.4% | 33.9% | 21.1% |  |
| Inpatient Recommended | Jun-23 | 95.0% | 95.0% | 95.0% |  |
| Inpatient Not Recommended | Jun-23 | 3.0% | 2.0% | 3.0% |  |
| A&E – Response Rate | Jun-23 | 22.1% | 16.5% | 11.3% |  |
| A&E Recommended | Jun-23 | 87.0% | 79.0% | 79.0% |  |
| A&E Not Recommended | Jun-23 | 9.0% | 14.0% | 14.0% |  |

Sefton Place – South Sefton



Cheshire and Merseyside

| Key Performance Area | Time Period | Performance | C&M | National | Target | Trend |
|--|--------------|-------------|-----------------|----------|--|--------------------|
| A&E 4 hour Waits, All Types (LUHFT) | Jun-23 | 72.12% | 74.46% | 73.34% | 76% | |
| Cancer 2 Week Waits (LUHFT) | Jun-23 | 91.72% | 86.26% | 80.52% | 93% | |
| Cancer 62 Day - Screening (LUHFT) | Jun-23 | 52.86% | 55.29% | 62.23% | 90% | |
| Cancer 31 Day 1st Treatment (LUHFT) | Jun-23 | 96.25% | 94.52% | 91.07% | 96% | |
| RTT -18 Weeks Incomplete (LUHFT) Snapshot | Jun-23 | 52.94% | 56.61% | 59.19% | 92% | |
| C.Difficile (LUHFT) cumulative YTD | Jun-23 | 43 | - | - | 2023-24 Target <=133 | |
| MRSA (LUHFT) cumulative YTD | Jun-23 | 0 | - | - | zero tolerance | |
| Stroke (80% of Pts spending 90% of time on Stroke Unit) (LUHFT) | Qtr 4 Mar-23 | 60.2% | - | - | 80% | <<- latest data |
| % TIA assessed and treated within 24 hours (LUHFT) | Mar-23 | - | - | - | 60% | |
| Ambulance Category 1 Mean 7 minute response time (SS Place Level) | Jun-23 | 00:07:55 | 00:08:20 (NWAS) | 00:08:41 | <=7 Minutes | |
| Ambulance Category 1 90th Percentile 15 minute response time (SS Place Level) | Jun-23 | 00:13:07 | 00:14:21 (NWAS) | 00:15:27 | <=15 Minutes | |
| Ambulance Category 2 Mean 18 minute response time (SS Place Level) | Jun-23 | 00:34:14 | 00:32:56 (NWAS) | 00:36:49 | <=30 Minutes | |
| Ambulance Category 2 90th Percentile 40 minute response time (SS Place Level) | Jun-23 | 01:09:48 | 01:06:21 (NWAS) | 01:18:53 | <=40 Minutes | |
| Ambulance Category 3 90th Percentile 120 minute response time (SS Place Level) | Jun-23 | 06:13:00 | 05:46:14 (NWAS) | 05:03:18 | <=120 Minutes | |
| Ambulance Category 4 90th Percentile 180 minute response time (SS Place Level) | Jun-23 | 10:00:16 | 08:44:39 (NWAS) | 06:39:53 | <=180 Minutes | |
| Mental Health: Care Programme Approach (Quarterly) E.B.S.3 (SS Place Level) | Qtr 2 Sep-22 | 100.0% | - | - | 80% | <<- Q2 latest data |
| Mental Health: IAPT 16.8% Access (SS Place Level) | Jun-23 | 0.71% | - | - | 1.59% per month Qtr 1-3 1.83% per month Qtr 4 | |
| Mental Health: IAPT 50% Recovery (SS Place Level) | Jun-23 | 50.0% | - | - | 50% | |
| Mental Health: IAPT waiting <6 weeks (SS Place) | Jun-23 | 85.0% | - | - | 75% | |
| Mental Health: IAPT waiting <18 weeks (SS Place) | Jun-23 | 100.0% | - | - | 90% | |

Liverpool University Hospital NHS FT

Friends and Family



Cheshire and Merseyside

| Measure | Time Period | LUHFT | C&M | National (Target) | Trend |
|---------------------------|-------------|-------|-------|-------------------|-------|
| Inpatient – Response Rate | Jun-23 | 25.5% | 33.9% | 21.1% | |
| Inpatient Recommended | Jun-23 | 93.0% | 95.0% | 95.0% | |
| Inpatient Not Recommended | Jun-23 | 4.0% | 2.0% | 3.0% | |
| A&E – Response Rate | Jun-23 | 17.1% | 16.5% | 11.3% | |
| A&E Recommended | Jun-23 | 71.0% | 79.0% | 79.0% | |
| A&E Not Recommended | Jun-23 | 21.0% | 14.0% | 14.0% | |

NWAS – Paramedic Emergency Services (PES) Summary

Data Source: Provider Level (NWAS)

Dashboard

Key Risk Data ▲ Low ▲ Moderate ▲ High
 ● Published □ Local ⊗ Not available

| Jun-23 | Cat 1 (Mean) | Cat 2 (Mean) | Cat 3 (90th Percentile) | Cat 4 (90th Percentile) |
|--------------|--------------|--------------|-------------------------|-------------------------|
| Target | 00:07:00 | 00:30:00 | 02:00:00 | 03:00:00 |
| South Sefton | 00:07:55 | 00:34:14 | 06:13:00 | 10:00:16 |
| North Sefton | 00:09:03 | 00:32:51 | 05:00:59 | 14:44:45 |
| NWAS | 00:08:20 | 00:32:56 | 05:46:14 | 08:44:39 |
| Risk | ▲ | ▲ | ▲ | ▲ |
| Data | Published | Published | Published | Published |

Performance Charts

